

INSTRUCTIONS FOR CARDIAC ARREST

1 Check response

- Speak loudly to the patient.
- Gently shake the patient.
- Open airway and check for breathing.



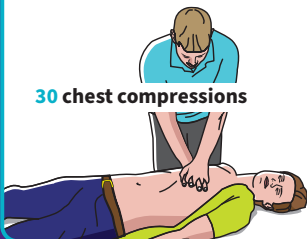
2

Call
1-1-2



3 Begin CPR

30 chest compressions



2 rescue breaths



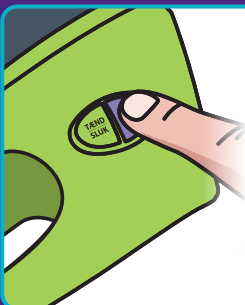
4 Get the AED

- Continue CPR, and send someone for the AED.



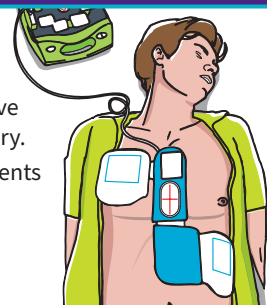
5 Power on the AED

- Follow the voice/visual directions.



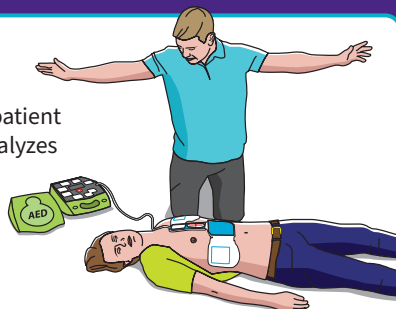
6 Attach pads

- Remove clothes and remove hair from chest if necessary.
- Attach the pads to the patient's bare chest. Follow the directions on the pads.




7 Analyze

- Don't touch the patient while the AED analyzes the rhythm.



8 Shock

- If shock is indicated press the flashing shock button.
- Do not touch the patient.



9 Follow the AED instructions

30 chest compressions 2 rescue breaths Shock



10 Make a difference

- Follow the AED instructions until rescue personnel take over.

